

qmpcgarden.wordpress.com

2017

2017 - 01

Garden Notes - Week of January 23rd - 2017-01-28 16:55

Please join us on Sunday the 28th immediately after the church service at 11:15am as we meet to kick off the 2017 growing season! We will be meeting in the Sr. High room as we make plans for the garden.

The Day School children's garden class met for the first after an extended Christmas and snow break. They planted marigold seeds in milk jug containers turned into mini green houses. These were placed outside and will give the seeds a jump start on the growing season.

2017 - 02

Garden notes - Week of February 26th - 2017-03-01 13:46

Garden is ready for the first planting of the season on March 4th at 9am. It is earlier than we expected, but the weather has been unusually sunny and warm for the last 3 weeks or so, allowing for an early planting.



Drip hoses in place in the ground garden and the larger raised beds that surround the ground garden. Notice the garlic already growing in the bed. It was planted last fall.



In the lower ground bed, the carrots survived the winter and the rototiller.



A big bush of thriving parsley! And I think that is oregano or marjoram to the immediate left of the parsley and chives to the upper left. Some of the plants in the children's bed are a mystery. In the far right hand corner of the bed is some garlic. And of course the plastic tulips, windmill and foam butterfly. All the leaves on the path will be great for composting.



The irrigation system has new couplers and splitters made of metal. Possibly brass. Last year we used plastic but decided to try something else this year.



Our tallest bed, the flower bed. Looking forward to seeing the colors from everything that grows here.

These two beds, the children's bed and the flower bed do not have drip hoses and need to be watered by hand when there is no rain.



The surviving lavender on the outside of the garden. We have about 5 or 6 plants left from the 10 we purchased last year. Lets hope no more walk away and that they grow up to be all they can be.



2017 planting and picking seasons, here we go.

March 4th Planting day

Planted seedlings of cabbage varieties, kale, onion sets and spinach. Planted seeds of lettuce varieties, radishes, turnips, arugula and beets.

Also...



Transplanting of the lavender



Lavender in their new home



Beds 3 and 4 with cabbage seedlings in them. Beet, turnip and radish seeds were planted in the bed borders as well. Looks like there may be a need for a picture taking course.



We even work on our hands and knees, and have an audience cheering us on...



... and water the seedlings



Rototilling the pathways





Row covers are necessary for the raised beds of kale, spinach and some cabbages. There is a forecast of below freezing temperatures for the next 2 to 3 nights. The cabbages we got are weather hardy, however we decided the ones on the raised beds should be covered.



If you go digging in the tool box, you are likely to find...



... one of the "sad tomatoes" from last year. Look how well preserved it is! Awwwww. Ok, into the compost.





March 6th

Carrot seeds planted in bed F



March 10th

Watered all the kale. They are looking very thirsty

Covered all the cabbage plants with the plastic pots. Held them down with U clips threaded into predrilled holes on the sides of the plastic pot or by placing rocks on top of the pot. It's really windy and has been for the last 3 weeks. Secured the already covered top beds a little more to protect from the

strong wind.

In bed F, Carrot seeds were covered with burlap and a plastic sheet on top of that. You can see some of the plastic sheet hanging over the side of the raised bed. This kept the moisture in the bed as the condensation would collect on the inside of the plastic sheet and then drip back into the garden bed.



Lots of people came today.

Only 1 plant is missing its covering. All others held on. it looks like it has a little life so it was covered again and a rock was placed on top of the pot to hold it down better.



The swing will be worked on when the weather is a little warmer

The snow forecast was moved to tomorrow.

March 13th

Wintry mix expected this evening.

Uncovered the plants covered in pots to let them get some sun.



They look ok and the covering does not seem to have affected them negatively. Uncovered at around 11:45a and the plan is to cover them back at 3:30p. The mix is expected at 4p.



Also covered the sprouting lettuce in the ground garden with garden fabric on the lower section of the garden.



March 17th

Uncovering day! Hoping we will not need to cover again. All pots and fabric taken off. There is hope for growth.



Hand watered the entire garden, except the onions and the seeds that have not sprouted (carrots, beets, turnips and some lettuce). It is forecasted to rain tonight and perhaps tomorrow as well.

Rain gauge reads 0.33 inches

More lettuce has sprouted. Some of the cabbage don't look like they are going to make it. All other plants look ok.

March 22nd

Deep watered the whole garden by hand. Also watered by drip hose on the top beds (A - F) for an hour. Covering the plants to protect from the cold.



40 cabbage plants need to be replaced from the last frost.

March 24th

Uncovered the plants. We will need to recycle the plastic pots and not save them, because they harbor spiders.



Watered everything.

Replanted the frost damaged cabbage.

Water barrels filled.

March 29th

Rain gauge read 0.2 inches


Watered the carrots by hand.




Today there is an event at Lynchburg General Hospital organized by the Lynchburg Area Food Council Community Garden Program to celebrate the community gardens that received a grant from the Centra Foundation . Each of the gardens will give a presentation on their progress since receiving the grant.

Lynchburg Area Food Council Community Garden Program

March 29, 2017
Lynchburg General Hospital
3:30 p.m. – 5:00 pm



- 3:30 Refreshments
- 3:40 Welcome address
- 3:45 Remarks by Mayor Joan Foster
- 3:50 Community gardens overview
- 4:15 Garden presentations
 - ♦ RS Payne Elementary School
 - ♦ Bedford Urban Garden
 - ♦ Quaker Memorial
- 4:45 Future of community gardens
- 4:55 Remarks by Dr. Kathryn Pumphrey



Special thanks to:

Main Sponsor:

The Centra Foundation
with special regard to Executive Vice President
Dr. Kathryn Pumphrey

Contributor:

Dr. Kerry Gateley, health director
Virginia Department of Health
Central Virginia Health District

Other Sponsors:

Centra
Virginia Cooperative Extension
Live Healthy Lynchburg

Event Committee:

Kevin Camm
Lindsey Cawood
Amber Teer
Amy McCarty



Nibbling and chatting area



March 31st

Carrots were thinned today.

Garden notes - Week of April 2nd - 2017-04-01 12:55

Rain gauge reads 0.7 inches

April 5th

Rain gauge reads 0.35 inches

We thinned the beets, turnips, arugula and radishes. They are too crowded together.

Planted peas and dill seeds in the day school (children's) bed with the children.

April 7th

Freezing temps overnight forecasted. We will not be covering the plants though.

Garden notes - Week of April 9th - 2017-04-08 13:06

On **Sunday**, we meet at **11:15a** to check if the plants survived the cold night.

On **Wednesday**, we meet at **10:30a**. We will work on what needs to be thinned and possibly do our first picking since we planted this year.

Everything survived the cold! Hooray! *We watered the peas and dill seeds in the children's bed*

Look! A pop of color ☺. This flower is known as Sweet William.



April 12th

Thinning. Some of us are still terrible at it. It has to be done though. At 5:30p, one of us is coming back to do the proper thinning.

Watered the entire garden except rows 4 and 5. That will be done at 5:30p.

Picked spinach. Weighed 4.48lbs. Was delivered to Miriam's House.



On **Sunday**, we pick at **11:15a**

On **Wednesday** we will be picking, weeding and watering starting at **5:30p**. We will give an evening meeting a try this week! Please join us!

All are welcome.

Today is Resurrection Sunday. We celebrate Christ's resurrection by decorating the cross with fresh cut flowers brought by each of the congregation members. It's too early for flowers from our garden.



Rain gauge read 0.12inches



Children's bed



More color!




Spinach getting bigger!



Cabbage with arugula, radishes, turnip greens and lettuce.

We decided to hold off picking until Wednesday.

The Jerusalem artichokes we planted last fall have grown. We thought they were goners but they are survivors.



April 19th

Rain gauge read 0.1 inches.

Picked kale, turnip greens, spinach, beet greens, radish greens and some radishes, arugula, Totaled 17.15lbs. Delivered to the Food Bank.

4 cabbage plants were replaced (in rows 4 and 5).

Mmmmmh fresh kale.



Washing and washing and washing and then weighing



Beet, turnip and radish greens from thinning. Still good to eat though.

Rub-a-dub-dub, 5 caterpillars and 12 grubs in a tub. Those grubs are huge!!! Someone's chickens are gonna love them.



This **Sunday** we will **not** pick. Garden group meeting.

On **Wednesday**, we will pick at **5:30p**. Please join us.

Rain gauge read 1 inch

April 26th

Rain gauge read 2.5 inches

The swing continues to be worked on.

Picked spinach, kale, lettuce, arugula, radishes with their greens, and turnip greens. Arugula is bolting, so we picked all that had bolted. Lettuce and turnips are very crowded so they were thinned. Total weight of donated food is ~28lbs. The scale had a hard time settling.

Tucked a few cabbage in bed 3 and pepper plants in bed F. Hopefully they produce.

First flower bouquet of Sweet William is ready to be picked to go to someone in need.



Today, **Sunday**, we are picking starting at **11:15a**

On **Wednesday** we will be picking and weeding starting at **5:30p**. Please come by and pick with us or even to just say hi,

Rain gauge read, 0 inches

On Sunday, we picked ~1.87lbs of spinach that went to the Salvation Army.



The swing painting is almost done and a site for it will be chosen soon.



Plan to assemble it is in the works.



May 2nd

Tidying up of the garden done.

May 3rd

Rain gauge read 0.5 inches

On Wednesday we picked 4.72lbs of lettuce, kale and spinach. This is going to the Food Bank.



This is going to be an active week for us.

Today, **Sunday**, we are picking starting at **11:15a**

On **Wednesday** we will be picking, weeding and planting starting at **5:30p**. We look forward to having everyone there; please join us for some garden fun.

Rain gauge read 2.2 inches

On Sunday we picked 2.02lbs of turnip greens



[Thuricide](#) is mixed and ready for action. Mixed a gallon's worth and put some in the spray bottle. Heads up cabbage loopers!



Well, the loopers get a mulligan today. There were only about 3 in the entire garden. Maybe next time.
Update 5/18 - Turns out you have to use the solution within 24 hrs and it also needs to be stored in a cool dark place. We certainly do not have enough cabbages to use all that within 24 hrs.

May 9th

The back of the swing was painted for the last time before it is decorated.

A discussion of what flowers to plant to attract pollinators was had. Some of the flower plants in the flower bed were re-positioned so as not to overcrowd each other, which would cause stunted growth. The lavender seems to be doing better in the bed than it did outside the fence.

May 10th Planting day!!!

Rain gauge read 1.6 inches



Planting tomatoes today. Better-boy and Juliet, 40 plants in total. They were planted in beds B, C, D, and E. Can you spot the seedlings in the forest of kale and onions?



Picked lettuce, turnip greens, cabbages, spinach, radishes and kale. This week's total is 32.05lbs and will be going to the Food Bank.

Garden notes - Week of May 14th - 2017-05-14 09:39

Today, **Sunday**, we are scheduled to pick at **11:15a**. However, due to the big harvest this past Wednesday, we may not have much to pick and may postpone to the coming Wednesday. Please check with us after service or drive by there to see if we are.

On **Wednesday**, we pick at **5:30p**. Please join us for fun in the garden.

We did not pick on Sunday. Here are some pictures of spinach and a tomato plant...



...and a closer picture of the Sweet William flowers to enjoy anyway.

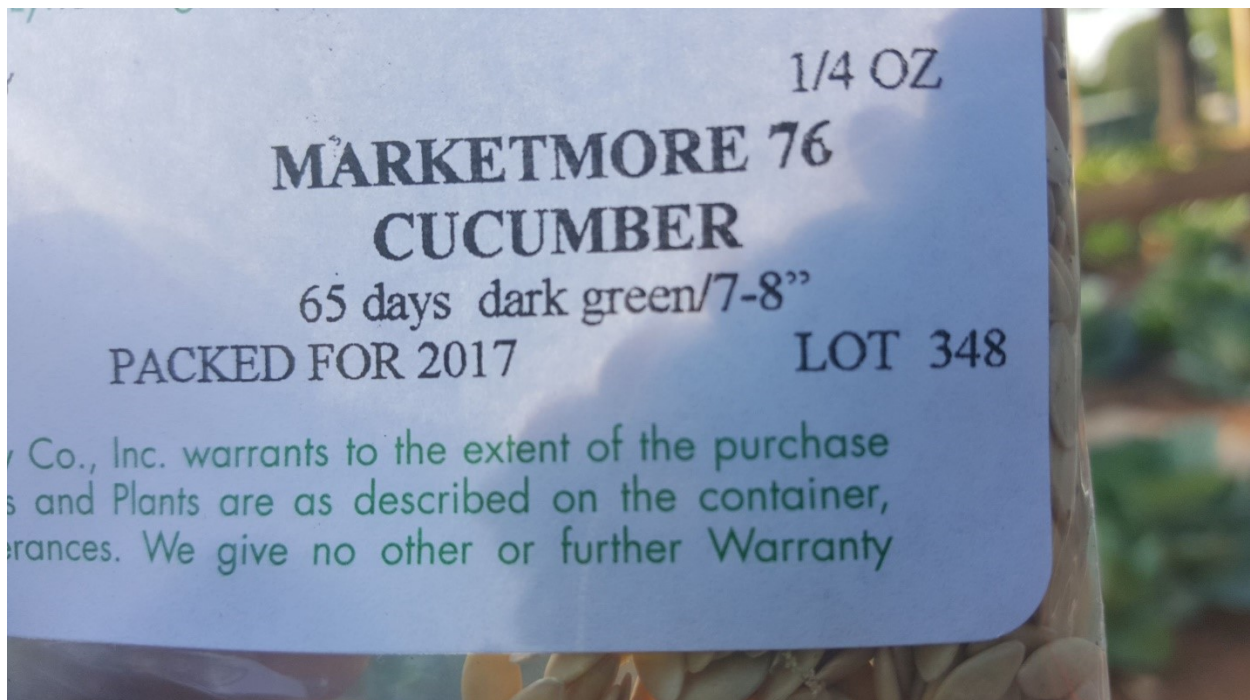


Checked on cabbage loopers. Found only 4 tiny ones. It is too windy to spray BT.

May 17th Planting day!!!

Rain gauge read 0 inches

We liked it so much, we decided to do it again. Today we are planting seeds of cucumbers in bed D after clearing it of the remaining spinach.



We are also planting seedlings of a "special kind" of zucchini in rows 1 and 2 of the lower bed and row 2 of the upper bed.



We picked lettuce, spinach, turnips, turnip greens, 5 tiny carrots. 11.73lbs total.





We watered the seeds, seedlings, maters, and all the flowers in the flower bed.



We sprayed the cabbages on rows 1 and 2 both in the upper and lower garden with BT as a test. This will be monitored for effectiveness. A few looper caterpillars were hand picked from the rest of the garden and the adult moths that could be caught were trapped.

The marigolds are growing!



We had a visitor to the garden today. He happened to be driving by and decided to stop and chat with us. We like visitors.

May 19th

Rain gauge read 0 inches.

Watered. By hand the carrots, beets, onions, maters and beds 1 - 4. By drip hose rows 1 - 3 and 5 for 3 hrs, row 4 for 15 min (hose is very leaky on this row), and beds A - F for 2 hours.

Sprayed all the cabbage with BT. Today there were lots of big looper caterpillars. We did not pick any by hand.

On **Sunday**, we are picking starting at **11:15a**

On **Wednesday** we will be picking and weeding starting at **5:30p**.

This week, these plans are dependent on forecast rain showers. If it is raining, the activities are cancelled. Please check the various forms of contact we have for you.

The back of the swing has been decorated!



We did not pick on Sunday or Wednesday.

May 24th

Mushrooms growing in the mulch



Pretty flowers







May 26th

Spontaneous proposition to put the swing together today. Complete the job in 1 hour.

☑ Success!!!



Ok. So it took a little more than 2 hrs but we did it! Nuts, bolts, right side, left side, top, bottom, front, back, bumpers, washers, plastic thingies, hole alignments, hmmm, undo-switch-redo, allen wrenches, missing parts, dropped parts, searching the grass, righty-tighty-lefty-loosey, torque, spiders ☑, leveling, child testing, happy squealing, "push me higher", exhale. Glad the nay sayers, ahem this guy, did not win the day.

Rain gauge read 4 inches (measured from the night of the 19th to today)

Also, we discovered that we may have a guest in our A bed where the beets are. This guest has moved

some earth, I think our onion has been displaced,...



..and created a tunnel. Opening one...



... opening two.



The thoughts are, mole - nah, they don't like veggies, groundhog - nah, they can't climb up to the bed and they are too big for the fence, squirrels - nah, they wouldn't dig a tunnel... So, who is this? I'm hoping it's not a snake coz that would be the last time I ever go to the garden!!! Experts will be consulted.

May 27th

Kale was picked today. 8lbs.



Delivered to Salvation Army.

Stakes were installed and maters were suckered.



On **Sunday**, picking will be at **11:15a**

On **Wednesday**, picking, weeding and watering, if needed, will be at **5:30p**. Please join us, at either time, in giving thanks through harvest, for what God has provided.

Weather conditions will determine if this will change. Please check any and all contact options we have for you.

Rain gauge read 0 inches

Flowers from the garden were used in the sanctuary today during service. The pinkish ones are Sweet William and the white ones are Canterbury bells.



We were picking lettuce when it started to rain.



So we put together what we got with turnip greens that had been picked and collards that had been given for a total of 7.38lbs donated to Salvation Army. We will finish picking tomorrow morning.

May 29th

A wonderful harvest this morning! Lettuce and cabbage totaling 28lbs.



This was delivered to Salvation Army.

May 31st

Rain gauge read 0.2 inches

Planted zucchini squash and yellow squash seeds in rows 1 and 2 in the upper and lower beds.



Picked cabbage, carrots, kale, turnip greens, beets and beet greens. Totaled 78.2 lbs!!!



Measuring cabbage. Yes, its a bag full of cabbage. We're gonna need a bigger scale



Don't these carrots look scrumptious



We have a pollinator!!! Can you see the bumble bee?



creepy crawlies. I don't know what it is. If you do, please educate in the comments




cabbages bigger than our heads



Veggies in the trunk



pretty flower



On **Sunday**, we will pick at **11:15a**. Possibly water after

On **Wednesday**, we will pick, weed and, if more room has been created, plant some more at **5:30p**.

This Sunday is Pentecost. We celebrate the descent of the Holy Spirit on the disciples of Jesus after his Ascension. It is considered the birthday of the Church.



Rain gauge read 0 inches

Sunny 80 degree day today at picking time. It has not rained in a few days so we watered the zucchini and yellow squash seeds and seedlings. We are expecting some rain tonight and also tomorrow. Depending on how that goes, we may be watering the whole garden on Wednesday evening.

The harvest of cabbage this morning yeilded 14lbs.



This was taken to Salvation army.

Tomatoes were tied and a few were suckered. They are growing big and strong.



And more critters. I hazard a guess that this is a black swallow tail butterfly



Perhaps this is a milkweed bug? Anyone know?



June 7th

Rain gauge read 0.2 inches

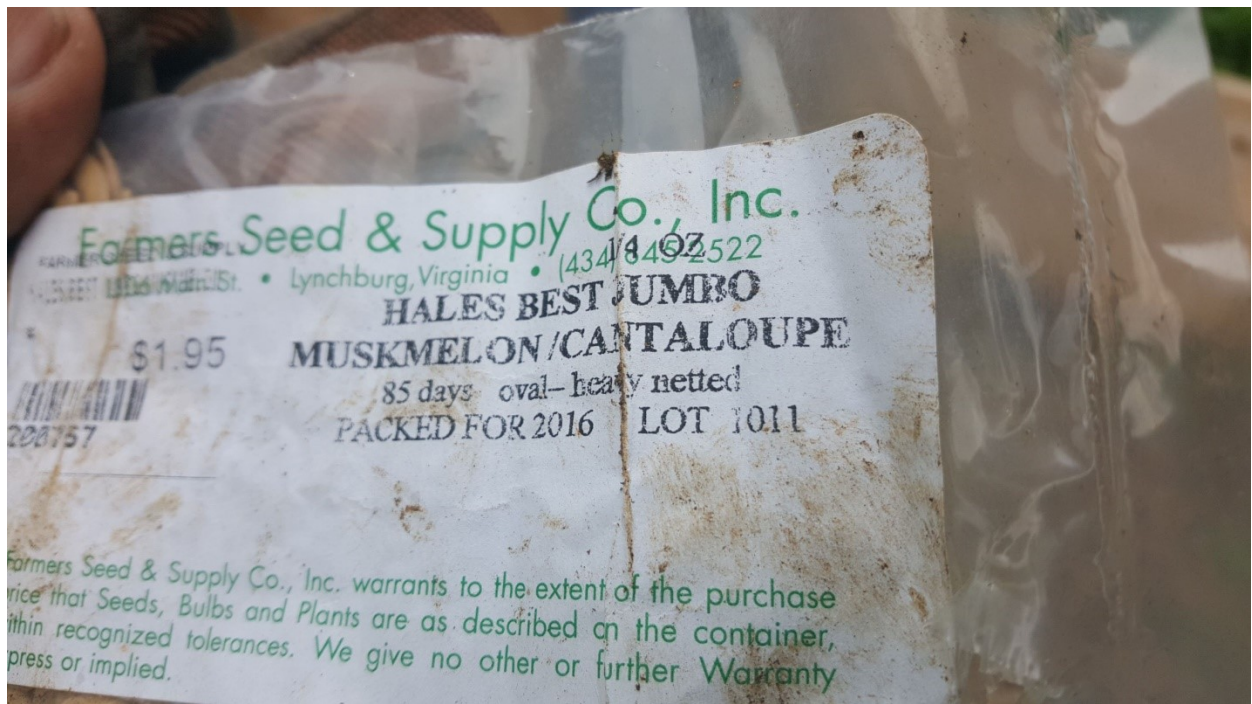
Weeding...



...harvesting...



...planting more zucchini and yellow squash and started planting cantaloupe...



...and flowers...



...watered the seeds and seedlings...



...irrigation buckets were installed in beds 3 and 4 before the cantaloupe seeds were planted and watered.



Harvesting for the day. We picked cabbage, carrots, sugar snap peas, beets with their greens. Total weight, 118.8 lbs! Wow!



This will be delivered to the Food Bank.

The swing got some love too. A bench cushion was brought in for a fitting. Dimensions will be adjusted and perhaps the fabric.



Starting next week, we will be having Children's Worship in the garden. This will be the 2nd year we are doing this.



STEAM'IN in the garden... Calling all children!

Last year's CHILDREN'S WORSHIP in the garden went so well we are offering it again! For 8 weeks this summer the Christian Education Committee, along with our gardening friends, invite the children of the church to come and enjoy Children's Worship in the garden. We will have unique learning opportunities each week as we explore and discover God's world through hands-on, creative activities. This year's theme is... **STEAM'IN** in the garden . (no pun intended... we'll pray for a breeze on the hill) A very important part of a childhood is allowing children to explore their curiosities and what a better way to do that this summer than in the garden! We will move through the weeks with **S**cience, **T**echnology, **E**ngineering, **A**rt, **M**ath, and **I**Ntergenerational fun... all in the garden as we praise God. The scriptural theme we have for the summer is the response to the question, " Which commandment is the first of all?" "Love the Lord your God with all your heart and with all your soul and with all your mind and with all your strength. The second is this: "Love your neighbor as yourself.' There is no commandment greater than these." Mark 12:28-

31 Come join us in the garden as we learn, wonder and ponder what loving God and neighbor looks like through the eyes of a child! ALSO...Included in these 8 weeks will be Sacrament Education with Pastor Bart and Mrs. Suzy. If there are any adults and youth that are interested in helping, please let Amy McCarty or Suzy Edwards know! See you there - **June 11-July 30th.**

On **Sunday**, picking is at **11:15a**

On **Wednesday**, picking, weeding and possibly watering will be at **5:30p**.

Please join us at either of these times and enjoy some garden activity.

Today, Sunday, was the first lesson in the garden for Children's Worship.

QMPC's Summer 2017 STEAM'IN in the GARDEN!

Art

After prayer, they read from the GREEN Bible: Matthew 22:36-39...



...and went into the lesson plan for the day which included artwork.



Rain gauge read 0 inches.

Flowers abound

Pink yarrow and sweet william



Pink yarrow and lavender.



After asking questions and some research, found out these are known as Suncrest Autumn Moon
Autumn Sage.



Cucumber seeds have sprouted. Update 6/14: So, apparently, the big cluster is a weed. It has met its
fate by now. The 2 or 3 that are separate are the cucumbers.



In the evening, the entire garden was watered. Drip hose was ran 45 min for the upper beds and 45 min for the ground bed and by hand for the areas that do not have the hose. It seems like the rain that was forecasted did not reach our garden. The plan is to water again for around the same time on Tuesday evening.

Also the cabbage was dusted with dipel dust.

June 14th

Rain gauge read 0 inches

It has rained heavily in neighboring counties but we have not had any that can be measured. However, the LORD is faithful, Psalm 147:7-11. Today, the upper beds were drip hosed for 2 hours and the ground garden rows 1 and 2 were drip hosed for an hour. The rest of the plants were individually watered because they are sparse after harvest.



We picked cabbage, kale, carrots, beets with beet greens and sugar snap peas. Total harvest weight today was 97.8 lbs. We are almost halfway to the total amount we had last year!

This went to the Food Bank.

June 16th

Rain gauge read 0.3 inches

Rows 3, 4 and 5 were cleared of all plants to ready for planting of the beans. Some carrots from last year's planting, a couple of cabbages that did not head and a plump radish...



...drip hoses pulled and the land rototilled...



... leaky drip hose was repaired and all 3 rows were re-layed...



... Jerusalem artichokes were pulled and replanted in the children's bed. Hopefully they survive...



... planted Blue Lake pole beans in all 3 rows...



... our hardest worker. She planted half a bag in that spot. We watered by drip hose for about 2 hours to help the newly planted beans in their germination...



...also planted more zucchini in rows 1 and 2, more cantaloupes in beds 3 and 4 and more cucumbers in bed C. Since the cantaloupe seeds are about a year old, some did not germinate so they were replaced.

Tomatoes were suckered and tied. They are really growing fast.

Planted more flowers. Check out the xenia





And of course critters. These are Japanese beetles. Its not really clear but they have an iridescent greenish head and thorax. They destroy plants by eating the fleshy part of the leaf around the veins which gives the leave a netlike look, and also the fruit of the plant.



Our unwanted visitor in bed A has been back. We noticed that some of the beets are missing. No bulb with the greens. We really need to figure out and find.

On **Sunday**, there will be a **garden meeting** after service in the library. Please be there at **11:15a**. Depending on how long it goes, we may defer picking to Wednesday.

On **Wednesday**, picking, weeding and possibly watering will begin at **5:30p**.

Rain gauge read 0.3 inches

Today, Sunday, was the second lesson in the garden for Children's Worship.

QMPC's Summer 2017 **STEAM'IN** in the **GARDEN!**

Technology

After prayer, they read from the **GREEN** Bible: Matthew 22:36-39, and went into the lesson plan for the day which included cameras as the technology.







The meeting went well. Thank you all for coming.

June 21st

Rain gauge read 0.7 inches

Beans have sprouted! Both upper and lower beds of rows 3,4 and 5 are looking good. Some zucchini have already formed.

Notice the cluster in the bottom of the picture from last week's hardest worker.



After picking all the beets in bed A, we dug around to see if we could find what was tunneling in there. Someone said they had done some research and it was probably chipmunks. We did not find them as we dug, but they probably live elsewhere and bed A is just the restaurant. However, we did find their 2 entry points at the bottom of the bed. So then it was decided, we should move some of the leaves that had collected there. That quickly escalated to re-positioning the bales of hay that have been sitting on the outside of bed B into a new compost section with the whole bales as the boarder and the loose hay pitched into the middle of it. In the process of that discussion, the compost in all 3 compost bins were added to the list of the middle pile.



To help keep any loose hay/compost from flying around, we placed a large wooden pallet on top of the middle section instead of a tarp to allow for water to flow in with the upcoming rain this weekend.

Today we picked onions, the last of the cabbage from beds 3 and 4, carrots, kale, and the broccoli we

did not know we had. Total weight 24.43lbs for today.



Flowers! I think these are a kind of carnation... update 6/24 - researched a little bit and found that it may be a cultivar of *Dianthus barbatus* . Fancy sciencey name but I could not find a common name for it. If you know it, please share...



Critters! Looks like another Japanese beetle. Unfortunately for it, we spotted it and that was the end of its story. He was trying really hard to hide.



Swallow tail butterfly caterpillar



June 23rd

Trellises for the beans were set up. The lower bed was completed today, we will work on the upper bed on Sunday.



Tomatoes were suckered and tied as well. The forecast is for rain today and tomorrow due to the tropical storm Cindy coming from the Gulf coast. This would be good for us.

On **Sunday**, picking, trellis set up and possible watering, if it does not rain significantly, is at **11:15a**

On **Wednesday**, picking, weeding and possibly watering will be at **5:30p**.

Please join us at either of these times and enjoy some new experiences and garden activity.


Rain gauge read 0.3 inches

Today, Sunday, was the third lesson in the garden for Children's Worship.

QMPC's Summer 2017 STEAM'IN in the GARDEN!

Math

After prayer, they read from the [GREEN](#) Bible: Matthew 22:36-39, and went into the lesson plan for the day which included counting and measuring.



After church, we continued with the setting up of the trellis to complete the bean planted areas. This involves some arm strength and concentration, but when we work together, to eases the load.



A bacterial solution from [Mycostop Biofungicide](#) was applied to the tomato plants. We mixed the packet with 5 gallons of water and watered all 40+ plants with it. This is to protect from soil bacteria that colonize plant roots. Ideally it is applied when seed planting or when transplanting seedlings. Some bacteria on bacteria violence.



The swing still needs anchoring and today we tried these.



However, the roots of the tree are quite staunch and one of the anchors broke in 2. Back to the drawing board. We are thinking perhaps metal garden stakes that can be attached to the swing at the already existing nut-and-bolt points. This will be plan C now I think.

Beds 1, 2, 3 and 4 were hand watered, 'loupes and squash were thinned some, a little weeding was done as well. We r driphosing the squash and beans today for about 2 hrs.

We found some weird cocoons in bed B and C. My first thought when I saw them, alien creature playing dead and as soon as you pick it up it produces a large stinger and burrows into your skin, feeds on your insides turning your organs into soup. Of course, someone else picked it up first before I touched it. No idea what this is...



These zucchini are large! Last Sunday they had not started yet, and then this. No squash bugs so far, so

perhaps we can harvest a lot before they think about coming...



We picked all the garlic in the children's bed, all the onions and 3 zucchini. Totaled 11.75 lbs for the day.



The big garlic in bed D was taken to be transplanted and a new beginning. Since it had bolted, the bulb has already begun to break down. Interesting thing though, it was huge but did not have multiple cloves.

Alas! Our bed a visitor(s) are rats. Not their cute cousins, the chipmunks, but just rats. While I'm sure some people may think they are adorable, I am no longer excited or interested in seeing out beet stealers. Traps are in place.



However, news today is that, all our effort in moving the bales of hay from leaning against the fence to some distance away is not wise. Not only do we have a restaurant for the rats in the garden, we have built them a breeding apartment!



That trap over there is the only protection between the apartment of multiplying rats and their restaurant. What they will probably do though is use it as a step stool to climb in since we covered their entry holes. Lets rethink.

June 26th

Flower bed was watered

June 28th

Rain gauge read 0 inches

We watered the entire garden by hand and by drip hose. Drip hose was run for about 2 hrs. The 'loupe buckets got some as well.



Weeded around the plants. We still had some turnip greens that were hiding; they were a little diseased though so into the compost they went.

Squirrels are back. Some of our still green tomatoes have been eaten, and the evidence left for us to find. They taunt us expertly.

This does not look good... Could they be tomato hornworm eggs? **Update 6/30** - Not hornworm eggs. These are the beginnings of roots that form from the tiny hairs on the stalk, showing the versatility of the tomato plant, and are also a way of communicating the stress levels in the tomato plant. A wonderful educational moment for some of us. A well versed explanation can be found [here](#).



These are what tomato hornworm eggs look like in the picture on the left and droppings in the picture on the right.

x x

These images are from the UC Davis website and can be found [here](#).

The squash bugs have noticed us. No more free rides. After last year, the thought of a vacuum cleaner is very appealing. We will try to stay ahead as much as possible.

Eggs



Mature



What is this guy?



Look! A shoot from the recently planted flowers.



Uh oh! We have a river forming. Hose repair is an ongoing job. Patch one and another forms.



We picked zucchini, carrots, a bell pepper, a hot pepper (possibly anaheim or cayenne) and kale for a total of 14.7 lbs



June 30th

Watered the top beds (A-F) by drip hose for 3.5 hrs.

On **Sunday**, picking and possibly watering, if it does not rain significantly, is at **11:15a**. The forecast is for a high of 90 degrees so please be ready with protective clothing, sunscreen etc. We will try to make it as short as possible.

On **Wednesday**, picking, weeding and possibly watering will be at **5:30p**. **Update 7/5** - We are expecting some rain this afternoon so we will not meet as planned. Zucchini was picked in the morning in anticipation of this.

Rain gauge read 0 inches

Today, Sunday, was the fourth lesson in the garden for Children's Worship.

QMPC's Summer 2017 STEAM'IN in the GARDEN!

Science

After prayer, they read from the GREEN Bible: Matthew 22:36-39, and went into the lesson plan for the day which included making compost.



The compost they made put into the compost heap.



We leveled the soil in bed A, where the rats roamed, and transplanted some donated zucchini plants. We included seeds just in case the transplants do not make it.



We planted more zucchini seeds in bed F, where the carrots were, as well.

The water barrels were getting low so we refilled them.



Weeding of the whole garden was done. Thank God for those who are dedicated to this task. Also, the beans are starting to climb up the trellis now and we watered the whole garden by drip hose and by hand.

We picked zucchini today and there were 2 small onions as well. Total weight, 10.12 lbs.



In addition to the zucchini transplants, we have 3 other plants that were donated with them. An edible climbing gourd in bed A,



summer spinach in the children's bed and



perilla (a purple herb) in the children's bed. They look a little wilted but all these were thoroughly watered.



Critter! We have some bees.



Lovely flowers.





July 3rd

Looks like the transplants are surviving. Watered transplanted zucchini...



perilla...



summer spinach, look at the climbing vine already forming...



as well as the whole children's bed and whole flower bed.

July 5th

Rain gauge read 0.3 inches

Praise the Lord we got some rain! Hoping for some more this afternoon as well, but if none, we are

happy with what we have.

Some squirrel activity. I wonder, do they just bite the tomato and then spit it out? Or are they eating so fast that some of it flies out of their mouths? Hmmm.



Picked 5 zucchini. Totaled 8.6 lbs.



This is going to the Food Bank.

The vines of the beans were run up the sisal string to continue the climb.

Forgot to water the edible gourd yesterday but the rain got it today.



Found out the name of these lovely flowers. Gomphrena, Strawberry Fields. They also come in other colors.



Are these weeds? Will they have a flower? Should we pull them? Are they choking out our carnations? These are just a few of the many questions about these tall plants.



On **Sunday**, picking and possibly watering, if it does not rain significantly, is at **11:15a**. The zucchini is keeping us quite busy.

On **Wednesday**, picking, weeding and possibly watering will be at **5:30p**. **Update 7/12** - It's really hot and humid so let us meet at 6p instead of 5:30p.

Rain gauge read 0.35 inches

Today, Sunday, was the fifth lesson in the garden for Children's Worship.

QMPC's Summer 2017 STEAM'IN in the GARDEN!

Engineering

After prayer, they read from the **GREEN** Bible: Matthew 22:36-39, and went into the lesson plan for the day which included constructing a fence.





The pole beans are climbing well after being run up the sisal string



The marigolds are looking so good



Picked zucchini, tomato and yellow squash. Total weight, 28lbs!



July 10th

Sprayed beans with Thuricide. Found out that it would work well against Mexican Bean Beetles. Good to see there is more it can do. The Japanese Beetles are on the attack as well.

July 12th

Rain gauge read 0 inches

Sprinkled red pepper flakes around tomatoes, sprinkled epsom salts around beans and tomatoes. Japanese beetles on the beans are multiplying rapidly.

Everything is really dry so some deep watering is in order. The raised beds, A - F were drip hose watered for 3 hours, as well as some hand watering on the maters. More tomorrow.

Hand watered the children's bed and the flower bed and all the wilted plants. Some of the zucchini of the original planting in the upper ground bed, row 1 and 2 are wilting hard. They have barely developed compared to the others that were planted at the same time. They are at the starting point of the drip hose on their own rows, of which the yellow squash at the end of the drip hose are bigger and producing. Even the transplanted ones are doing better. Is this a plant issue or a water issue or a soil issue? We will need to investigate.

Filled the 6 irrigation buckets in beds 3 and 4 and added experimental trellises for the loupes. Bed 3 seems to have developed more than bed 4 and also has more flowers.



Fun with veggies? Do they look like faces?





Look who decided to come along for the weigh in. Bad idea...



Picked tomatoes, yellow squash, zucchini, cucumbers, and 1 anaheim pepper for a total of 23.37 lbs. These will go to the Food Bank.

July 13th

Beans sprayed. Drip hose on the bean rows run from 7:30a to 10:30a.

On **Sunday**, picking and possibly watering, if it does not rain significantly, is at **11:15a**.

On **Wednesday**, picking, weeding and possibly watering will begin at **6p**

Rain gauge read 0 inches.

I was sure we would have something from Friday's rain, but maybe it did not rain here.

Today, Sunday, was the sixth lesson in the garden for Children's Worship.

QMPC's Summer 2017 STEAM'IN in the GARDEN!

Intergenerational

After prayer, they read from the [GREEN](#) Bible: Matthew 22:36-39, and went into the lesson plan for the day which included picking, planting and giving flowers to anyone younger and/or older.



They had cupcakes with icing of a Morning Glory flower on them.

The flower bed was weeded and pruned. Looks like the tall plant got the ax today. The bed was watered as well and tomorrow, more watering and pruning.



Picked maters, cucumbers and zucchini. Total of 17.91 lbs.



This will go to the Salvation Army.

This is one of our struggling zucchini plants. With the others being so huge, we almost missed this one.



The hard work of weeding was done and we also hand watered the children's bed and the loupes in beds 3 & 4. Ran the drip hose for 4 hours combined for both raised beds A - F and ground garden.

July 17th

Beans were sprayed and tomatoes were tied. The tomato plants are so heavy now that the ties are snapping off the stakes. Flower bed was watered and deadheaded.

July 18th

Rain gauge read 0.1 inches

Watered beds A - F and rows 1 and 2 for 1.5 hrs

July 19th

Rain gauge read 0.4 inches

Picking was done in the morning and in the evening as well.

Observed single black spots on the bottom of some of the tomatoes. Don't know what it is yet but we suspect it may be blight.



The Anaheim peppers are almost ready. They are in between changing from green to red so they look a little dark. Word is that they will eventually be bright red!



We did not water because it rained.

Picked yellow squash, tomatoes, zucchini and cucumber. Total weight, 20.21 lbs



On **Sunday**, picking and possibly watering, if it does not rain significantly, is at **11:15a**.

On **Wednesday**, picking, weeding and possibly watering will begin at **6p**. Also, there will be someone at the garden in the morning as well if you would like to pass by or help. An exact time has not been provided, but if you do see anyone and want to join, feel free.

Today, Sunday, was the seventh lesson in the garden for Children's Worship.

QMPC's Summer 2017 STEAM'IN in the GARDEN!

After prayer, they read from the **GREEN** Bible: Matthew 22:36-39, and went into the lesson plan for the day about baptism. Water is useful for so many things in many forms. Together with baptism, rain to grow plants, watercolors for painting, washing hands to keep us clean, popsicles to cool us down etc.







Weeded and picked Japanese beetles off the bean plants. They are soooo many! Apparently, people eat them; some right in the garden ☹️ Crunch!

Watered the garden. Drip hose for 4 hours and hand watered beds 1 and 2.

Picked cucumbers, tomatoes, yellow squash and zucchini. One of our congregants donated some lemon cucumbers as well. They look like guavas. An unsuspecting victim will be making faces when they bite into it. Having tried them with foreknowledge of their cucumbersness, they are delicious! Total picked the garden was 28.42 lbs and the donated lemon cucumbers weighed 5.5 lbs. Total donated 33.92 lbs.



Harvest was delivered to Salvation Army. The little gadget that looks like it has a smiley face is our scale.

July 24th

Flowers watered and deadheaded.

July 26th

Rain gauge read 0.9 inches

Picked off more Japanese beetles and squash bug eggs.



Some of the stalks of the zucchini and squash plants are rotting away even though they are still producing good looking flowers. Hmmmm... We hand watered the sad looking squash plants in rows 1 and 2 that are barely growing and the ones in beds A and F, the children's bed, flower bead and beds 3 and 4 that have the loupes.

One of the sad looking squash plants with its small zucchini.



The anaheim pepper is completely red now. So pretty!



We had more donations from congregants. Lemon cucumber and regular cucumber. That totaled 10.71 lbs. We picked cucumbers, a carrot, zucchini, tomatoes, yellow squash a bell pepper and 4 anaheim peppers. Total from the garden, 37.81 lbs. Total of combined donation, 48.52 lbs. Many thanks to those who donated their own produce, to the morning gardeners and evening gardeners for all the hard work and also to those who take the time to deliver them. Thank you!





This went to the Food Bank.

Potatoes were planted in our makeshift compost. Yes, we decided to keep the compost as is and where it is. Lets grow some potatoes.



Rain is expected tomorrow and Friday so we decided to hold off on watering for now. Depending on the results, we may water on Friday.

July 27th

Good morning! We added more tomatoes to yesterday's total with a random picking this morning. 2.47 lbs picked and combined with the delivery that is going out this morning to the Food Bank. The total combined with yesterday's is 50.99 lbs.



A donation was made by a congregant this morning of tromboncino squash. 8.87 lbs which brings our donation to the Food Bank combined yesterday and today to 59.86lbs. What a week!!!



Aren't they pretty.

On **Sunday**, we will be having our meeting at **11:15a in the library**. Please be there to share what we have done so far and what the late summer and fall plans are. We may pick after, we will decide once the meeting is done.

On **Wednesday**, picking, weeding and possibly watering will begin at **6p**

While I do realize that you are already here on the blog, I would like to point out that we are now on the church's website home page for easy access and less typing.

www.qmpc.org



Rain gauge read 0.9 inches

Today, Sunday, was the eighth and final lesson in the garden for Children's Worship this year.

QMPC's Summer 2017 STEAM'IN in the GARDEN!

After prayer, they read from the GREEN Bible: Matthew 22:36-39, and went into the lesson plan for the day about communion. What we share from the communion table starts in the garden; starts as a small item, a seed, that grows into big plants and is shared by many.



Mustard sprouts...



We do not have fully grown mustard plants but, we have a garden full of plants that started from seed!

Like our pole beans. There is a path somewhere in there...



Come Worship With Me

A Journey through the Church Year



Written by Ruth Boling
Illustrated by Tracy Dahle Carrier



Maunder Thursday


Just a few days after the crowds followed Jesus into Jerusalem, he ate his last Supper with his friends. He gave them bread to eat and wine to drink. "This bread is my body," he told them. "This wine is my blood. Do this to remember me." From that day on, Jesus would be with his friends in a special way each time they shared this meal. Jesus loved his friends.

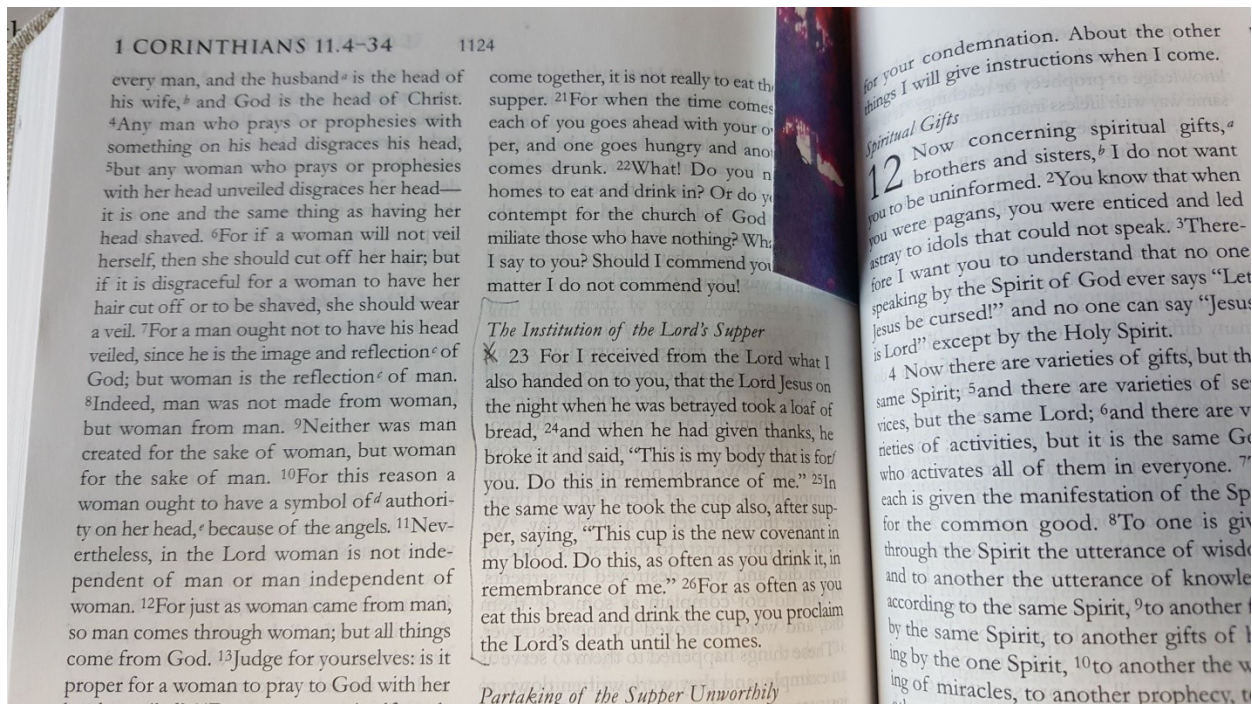
Tonight our pastors serve us the Lord's Supper. One lifts a loaf of bread high in the air, breaks it in two, and shows us the broken pieces. The other pours a long ribbon of grape juice from a special pitcher into a special cup and says, "Our Savior invites all who trust in him to share the feast."

We pass plates of bread to everybody in the church. When the pastor says, "This is the body of Christ," we eat the bread. Everyone is quiet for a minute. Then we pass trays with tiny cups of grape juice to everybody in the church. The trays are very heavy. When our pastor says, "This is the blood of Christ," we drink from our cups.

Jesus is with us in a special way at the Lord's Supper. We are his friends, too.

J Jesus loves us.





The meeting was had and the next planned planting is for carrots and collards. Transplants, manure and soil testing was discussed as well. To accommodate the carrots, everything in bed B will be transplanted in other places in the garden, and the carrots will be going in. It seems the plants in that bed as well as half of row 1 and 2 close to the bed struggle a little bit. We will be paying more attention to the progress of the carrots. Collards will go in where the yellow squash and zucchini are.

We had a kale donation, 2.01lbs, by a congregant in addition to the picking we did this morning. We picked the remaining kale in the garden, tomatoes, cucumbers, yellow squash and zucchini. The garden harvest was 25.85lbs. The total for everything was 27.86lbs.



The bean plants were sprayed with thuricide on both sides of the plants and in between them.



We have not had a breakout of Mexican bean beetles but the Japanese beetle is strong this year!

The purple perilla are still with us.



Here are some flowers and a bumble bee to enjoy.





August 2nd

Rain gauge read 0 inches

The whole garden was weeded out.

We transplanted from, and cleared bed B in preparation for the carrots to be planted. The bell peppers and tomatoes were transplanted to bed F and the children's bed respectively. We hand watered them and the beds where they were transplanted to. The kale stalks and marigolds were pulled and composted.



There is a bloom on the bell pepper plant so we will watch and see what happens. The ahaheim peppers are successful here so we hope it works.



There are tomatoes on the transplants. Hopefully they make it.



The soil levels in bed B are lower than we like so we make a mix of 2 bags of peat moss, 10 bags of compost, greensand, rock phosphate, alfalfa meal to increase the volume.



Once well mixed, filled the bed and raked it smooth. Just a little more to go in the filling process here. Drip hose watered beds A-F for 4 hours.



Lemon cucumbers donated by a congregant, 6.46lbs. Picked cucumbers, yellow squash, zucchini, onions (yes, onions discovered when raking bed B), tomatoes and peppers totaling 26.92lbs. Combined donation total 33.38lbs.



This is going to the Food Bank.

Sprayed thuricide on the bean plants again today. Outside, inside and in between.

Cantaloupe ahoy!...



... and a heart shaped tomato



August 3rd

Watered all maters especially the transplanted ones and the sad cucumber plants that are struggling. They seem to be mostly in the corners. More picking today. Maters and squash for 5.34lbs.

Garlic planted along the outside fence. This ground was really tough to break through. Lots of rocks, as you can see, and water was not being absorbed. A lot of hard work went into it, hopefully the results will

be great.



August 4th

Carrots planted and covered with a burlap. It worked so well last time so we are doing it again.



2017 - 08

Garden notes - Week of August 6th - 2017-08-04 20:07

On **Sunday**, picking and watering, is at **11:15a**.

On **Wednesday**, picking, weeding and possibly watering will begin at **6p**.

Rain gauge read 0 inches

Watered transplants of tomatoes and peppers, filled to halfway the cantaloupe watering buckets.

Picked zucchini, yellow squash, cucumbers, 1 pepper and tomatoes. Total of 30.10 lbs



August 7th

Planted rosemary at the back corner of the fence exterior where the lavender used to be.



Picked 11 lbs of tomatoes.

August 9th

Rain gauge read 0.9 inches

Filled the loupes buckets halfway for irrigation and hand watered beds A, F and the sad zucchini and squash on rows 1 and 2.

Carrots have sprouted!!!



The transplanted tomatoes and peppers are doing well so far. The rain definitely helped.

We picked pole beans, tomatoes, cucumbers, zucchini, yellow squash, and anaheim peppers that came to 21.18 lbs. We had donations of swiss chard and tromboncino squash from congregants that came to 16.29 lbs. The total donation is 37.47 lbs.



Siamese yellow squash



Critters! Looks like this guy caught his dinner.



On **Sunday after church** we will have our monthly meeting! It will **not be in the library** this time. Once location is confirmed, we will announce. We will probably need to pick some too. The Draft Agenda was sent in the email dated 8/8/17. If there are additions or corrections please reply to the email and let me know. Included in that email is an interesting article about a local farmer.

Confirmed: Meeting will be held in the **Senior High room upstairs**.

On **Wednesday**, picking, weeding and possibly watering will begin at **6p**

Garden meeting was had. Plans for late summer planting have been made.

Rain gauge read 0 inches

Picked tomatoes, cucumbers, zucchini, yellow squash and pole beans. Total weight 28.81 lbs



Delivered to Salvation Army.

The sprouted mustard seeds that were planted by the children during their worship in the garden were watered. Perhaps we can plant them in the garden at the appropriate planting time.



Whoa! Look at all the insects on the Jerusalem artichokes. What are they?



August 16th

Rain gauge read 1.8 inches

Carrots were thinned. Its a massacre! Look at the poor victims; they are so many



It's a slug fest! We discovered slugs on the outside of the fence. Uugggh! So many quietly multiplying under the pest traps. How ironic. There was a little damage to the carrots and they may be the culprits. We sprinkled diatomaceous earth on them and left them out in the sun.



Pulled more zucchini plants out and threw them in the compost.

Noticed leaves of cantaloupes are dying but the fruit looks healthy.

Picked tomatoes, cucumbers, zucchini, pole beans and yellow squash from the garden came to 19.15lbs. A donation from a congregant of tromboncino squash came to 14.31 lbs. Total for the day, 33.46 lbs.



This is going to the Food Bank.

Look! Potato sprouts



On **Sunday**, picking and watering, is at **11:15a**.

On **Wednesday**, picking, weeding and possibly watering will begin at **6p**.

Rain gauge read 0 inches

Hand watered the children's, flowers and carrots (bed B) beds.

A tupperware for storing vases and scissors was placed in the flower bed.

Picked tomatoes, cucumbers, yellow squash, cantaloupe (first picking), anaheim peppers, pole beans that came to 43.68 lbs. A congregant donated tromboncino squash that came to 6.57 lbs. In total, 50.25 lbs.



The xenias are back baby!!! It was touch and go there for a while.



Are these termites eating the cantaloupe? Whatever they are, they made holes in the cantaloupe. Thankfully it was just 1 out of all the ones we picked.



August 23rd

Rain gauge read 0 inches

Picked all the rest of the zucchini and yellow squash that were in rows 1 & 2 and pulled the plants out. The hoses were pulled out and the land was tilled. The plan is to reset the hoses on Monday.

Hand watered bed B (carrots), children's and flower bed, beds A and F (zucchini and peppers) and bed C and D (cucumbers and tomatoes). Totally missed bed E (tomatoes and cucumbers). Drip hoses the rows 3, 4 & 5 (pole beans) for ~3 hrs. Lots of flowers on the bean plants!

Dusted the tilled section with [milky spore](#). [Milky spore](#) is a soil dwelling bacteria that is used for pest control of Japanese beetles by infecting their grubs which ingest the bacteria. We have had a huge infestation of Japanese beetles in our garden this year. August is when the grubs are closest to the surface and feeding, and so after they die from the bacteria, they decompose and release more bacteria into the soil. The bacteria is not harmful to humans, pets or other beneficial insects. If you are going to use it, **please read the instructions on safety and application**.



We had some type of mildew on some of the cantaloupe leaves that was killing them. We did not do anything about it and it did not affect the cantaloupes anyway. We also have not been watering the cantaloupes which has helped keep the splitting problem we had last year down to 0. This year we have the "termites" and the mildew. In addition to Sunday's, there was 1 cantaloupe with "termites". However, even with the leaf problem, the fruit is coming through.



The carrots plants may be struggling a bit. We think something else, other than the slugs we found last time is eating the plant.

We picked zucchini, yellow squash, pole beans, cantaloupe, tomatoes, anaheim peppers and cucumbers. Total yield today was 67.13lbs. This officially puts us over the 1000 lbs mark this year. Wow, praise God for his blessings.



We have a new toy! This little gadget is a moisture, light and soil pH meter. We are going to put it to the test and see if we can solve the mystery of the tough growing in the rows 1 & 2 upper ground bed

section.



Came along for the ride. A weevil perhaps? Sorry little guy, u gotsta go!



On **Sunday**, picking and watering, is at **11:15a**. Temps are rumored to be in the 70s!!!

On **Monday**, the drip hoses of rows 1 & 2 will be reset. **Update:** Anytime in the morning starting at **7a**, we will be spreading compost in the freshly tilled section of the garden. Please come help if you can.

On **Wednesday**, picking, weeding and possibly watering will begin at **6p**. We will also be planting collards on this day. See you there.

If you would like to be at the garden outside of these times, please feel free to do so. All we ask is that you update the journal with information on what you did. Welcome!

Rain gauge read 0 inches

Hand watered the squash in beds A and F, the cantaloupes in beds 3 and 4 and the carrots in bed B.

Found a horned tomato caterpillar with parasitic wasp eggs on it. It makes my skin crawl! We left it there.



Here is a better picture of the bugs on the artichoke leaves. Yes, they are back. What are they?





Picked maters, loupes, beans, 1 pepper, tromboncino squash, zucchini and cukes which totaled 54.74 lbs. A congregant donated tromboncino squash which totaled 5.18 lbs. Combined total of 59.92 lbs.



Delivered to Salvation Army.

Manure was delivered.



August 28th

Rain gauge read 0 inches

Zucchini in beds A and F were pulled to prep the bed for planting. However the peppers were left in bed F. This was the harvest.



Manure was spread in beds A and F as well as rows 1 and 2 in the ground bed. We had great help.



Rows 1 and 2 were tilled and the drip hoses were reset ready for Wednesday's planting



Beds A - F were all watered (bed E as well!!!) by drip hose for about 2 hrs.

August 30th

Rain gauge read 0.4 inches

Its a jungle in the vine rows. I was practically crouching to pick from the bottom and avoid the canopy that has formed at the top. Can't wait for the full harvest!



A spider has built a home at the top...



... and moths having a moment



We also actually did some work. Planted collards and cabbage...



... and picked beans, tomatoes, cucumbers, cantaloupes and anaheim peppers. Total harvest came to 23.09 lbs.



On **Sunday**, picking is at **11:15a**. The good Lord has been watering for us.

Monday is Labor Day. God bless all laborers.

On **Wednesday**, picking and weeding will begin at **6p**. **Update:** We will **cancel the scheduled activity for today**. It is supposed to rain all day. Curl up with a good book (or TV or Netflix) and some hot chocolate and enjoy a relaxed evening.

Rain gauge read 1.2 inches

Picked cantaloupe, tomatoes, cucumbers and beans for a total of 25.6 lbs. A congregant donated zucchini and yellow squash which was 8.69 lbs. Total amount donated is 34.29 lbs.



This was delivered to Salvation Army.

September 4th

The Lynchburg Community Market Labor Day Farm Tour is today. We have a few of our gardeners going on this tour.



It was fun!!!

September 5th

Sprayed thuricide on beans. Mexican bean beetles are at bay.

September 7th

Rain gauge read 0.75 inches

Replaced 3 collard plants in the ground bed. The tops seemed to be cut off. An extra was put in the carrot bed.

Sprayed [cole crops](#) with thuricide left over from the 5th. Hopefully it was still good.

Picked bell pepper, tomatoes, and cantaloupe for a total of 7.03 lbs



On **Sunday**, picking and watering is at **11:15a**.

On **Wednesday**, picking and weeding will begin at **6p**.

Rain gauge read 0 inches

Watered by drip hose for 20 min and filled the cantaloupe buckets half full.

Picked beans, maters, cucumbers and anaheim peppers. Totaled 18.3 lbs. This was delivered to Salvation Army.

September 13th

Rain gauge read 0.3 inches

We have a beet plant growing outside the fenced area of the garden bed A. A plan by the rats?



Onions are coming up in the carrot bed (B) and the tomato and cucumber bed (C). We thought we got them all a few weeks ago but apparently not. Hooray for unexpected beneficial plants.



3 of the cantaloupes will be shared by Bart and/or Suzy in visitation to congregants, so this will change the total weight delivered to the Food Bank.



Spider!



Flowers are looking good. Here are a couple of examples.





This cantaloupe looks like and is the size of an orange!



Picked beans, tomatoes, cantaloupes and cucumbers. Total was 25.5 lbs.



On **Sunday**, picking and watering is at **11:15a**.

On **Wednesday**, picking and weeding will begin at **6p**.

Rain gauge read 0 inches

The Jerusalem artichokes finally have flowers!!! I've been waiting...



A closer look. They look like daisies.



Sprayed cabbage and collards with thuricide



Hand watered cabbage, collards, carrots and onions.

Picked beans, cantaloupe, tomatoes, cucumbers and a bell pepper. Total weight, 27.45 lbs.



Awwwww. Look at this cute mushroom.



As a side note, 2 of our gardeners will be leaving on Wednesday to attend a continuing education course at the Just Food Conference in Princeton NJ. This year the focus is on Race and Food talking about food and land justice. An opportunity to learn from others about various issues we may or may not know about.



September 20th

Rows 1 and 2 with the collards and the upper beds A - F were watered for 4 hours.

Plants were sprayed.

Picked green beans, tomatoes, and 2 cucumbers for a total of 19.58 lbs.





These went to the Food Bank.

On **Sunday**, picking and watering is at **11:15a**.

On **Wednesday**, picking and weeding will begin at **6p**.

Rain gauge 0 inches.

Watered all vegetables

Picked tomatoes, anaheim peppers, cucumbers and green beans. Total weight 28.53 lbs





Look at these beautifully red anaheim peppers!



These will go to Salvation Army.

September 27th

Rain gauge 0 inches

Watered beds A - F for 2.5 hours and ground beds for 1.5 hours. Hand watered flower and children's bed.

New life



Beans



The end is definitely here.



Cleared the cantaloupe beds and added manure using the irrigation buckets



Planted 12 collard plants in bed 4. We will add more next week to the same bed and also bed 3.



Picked beans, tomatoes and cucumbers. Total weight 38.09 lbs.



I thought this was a cute ladybug but apparently it is the Mexican bean beetle.



On **Sunday**, picking and watering is at **11:15a**.

On **Wednesday**, picking, watering, weeding and possibly planting will begin at **6p**.

Rain gauge read 0 inches

Watered all cole crops, flowers and bed A. Drip hose watered collards in the ground bed.

Picked beans, cucumbers and tomatoes. Totaled 12.33 lbs

October 4th

Rain gauge read 0 inches

Sprayed insecticidal soap on 2 cabbage plants in bed A that have aphids.

Planted more collards (32 plants) in beds 3 & 4 as well as in the lower ground bed and bed B.



Found out loofah is also spelled luffa. We have one that has formed! So it is either pick it now to be eaten or later and dry it for a body loofah.



Watered all collards, new and old, as well as cabbage in the ground beds, beds A, B & F and also the children's bed and the flower bed (Beds 1 & 2).

Look at this beauty.



Picked tomatoes, beans, cucumber, bell pepper and anaheim pepper for a total of 10.54 lbs.

We have harlequin bugs.



On **Sunday**, we will be unloading the pumpkin truck at **11:15a**. The garden will be tended to after that. This also means that in about 3 weeks, we will be adding to our hay bale and pumpkin compost collection. We should prepare for that.

On **Wednesday**, picking and watering will be done a little earlier in the day. If you would like to join, please check here for the approximate time in the next couple of days. **Update:** Rain forecast for Wednesday. No picking on that day.

Rain gauge read 0.1 inches

Pumpkins are in. Unloading them from the truck.



Visitors to the garden helping out with guidance from one of our experts.



Picked tomatoes, cucumber, beans and anaheim peppers. Totaled 9.39lbs



This will be going to Miriam's House.

This big guy crawled down the tree trunk and across the parking lot. I hope he made it where he was going.



On **Sunday**, we will be packing meals for Rise Against Hunger. This may go on until 12 noon and with clean up, may go a little later. The garden will be tended to after that, and if you would like to stay to pick, please do so.

On **Wednesday**, picking and possibly watering will begin at **6p**.

Meals were packed!



Rain gauge read 1.5 inches

The Jerusalem artichokes have fallen and they can't get up!



The carrots are looking good



The cabbage heads are forming and collards are big



Beautiful flowers



The compost is growing and has a growing sweet potato plant



View from the garden. A beautiful day with the Blue Ridge Mountains in the back ground, a sea of orange pumpkins, ok perhaps more of a pond than a sea, and the greenery of the trees, grass.



Yoda! At the pumpkin patch he is.



Picked beans, cucumbers and tomatoes. Total of 10.6 lbs. Delivered to Salvation Army.

October 18th

Picked tomatoes and a handful of green beans. I think the bean crop may be done. Total came to 4.56lbs.



On **Sunday**, picking is at **11:15a**. Rain forecast for Monday. The beans have slowed down a lot so this may be a short picking time.

On **Wednesday** we will begin at **5:30p**. We will be pulling up the bean plants, picking all the tomatoes and pulling them and any other plants in beds C, D and E. Then fill all these areas with manure for the winter.

Rain gauge 0 inches

There were no beans to pick today. There are still some flowers on the plant but we do not think those will make it with the change in weather.



Tomato flowers also



Picked tomatoes. Totaled 1.63 lbs



Finding harlequin bugs in some of the cabbages. Otherwise, they and the collards seem to be growing really well.

October 25th

Rain gauge read 0.7 inches

Picked all the tomatoes and pulled their plants. Found a couple of cucumbers as well. Cleared out beds C, D and E of tomato plants but left the onions in bed C and the kale in bed E. Pulled all the bean plants and some of the poles. The garden looks so naked!



Where did all that stuff go? The compost of course.



Tomatoes and cucumbers picked totaled 36.11 lbs. Of the tomatoes, 8.07 lbs had some ripeness and 26.7 lbs were completely green. I wonder what we will do with the green ones? There was an onion but it did not register on the scale.



On **Sunday**, we will not meet in the garden. We have picked all that can be picked and what is planted is not ready to be picked.

On **Wednesday** we will begin at **5:30p**. We will be filling beds C, D and E as well as rows 4, 5 and 6 with manure. These areas will remain unplanted for the winter.

October 30th

Update: The lower half of the ground bed was filled on Monday. We will need to plan when to do the rest.



A beautiful view from the garden of orange, green and blue.



On **Sunday**, we will have a garden **meeting** in the **senior high room after worship**. Among other things, we will talk about when is the best time to spread the rest of the manure in the parts of the garden that do not have it yet.

The cole crops are developing well and the peppers are still coming strong.



The meeting was had and the decision is to meet on **Wednesday** in the garden at **3:30p** to complete the manure spread. Also, on Monday, a few of us will be interviewing those that receive our veggies about the donations given this year and how to better serve them. **Update:** Wednesday's manure spreading has been cancelled due to weather and will be rescheduled.

Picked a bell pepper and some Anaheim peppers. Total weight, 0.81lbs.



November 6th

Visited and interviewed Salvation Army and Blue Ridge Food Bank for review of our donations so far and if any changes or modifications need to be made. Looks like most things will remain the same.

November 9th

Rain gauge read 1.1 inches. (still drizzling)

Picked all the bell peppers and anaheim peppers in anticipation of below freezing temps. Totaled 9.37 lbs



It would have been nice to see all these turn red. We did not pull the plants up and there are still flowers on them. We want to see what happens.

On **Sunday**, we will be having our church **Giving Thanks Meal**, therefore we will not be gardening.

On **Monday**, we will be picking collard greens that will be cooked by one of our congregants to take to the Giving Back Thanksgiving Meal going to one of our outreaches, Miriam's House.

November 13th

Rain gauge read 0.5 inches

Pulled the pepper plants and the luffa plant and put that in the compost. The Jerusalem artichoke plant is dead so we pulled it and into the compost it went. We are still yet to do the rest of the compost spread and that should be our next major project. The temps are plummeting!

Picked collards. Totaled 24.08 lbs.



November 15th

Today we go to Miriam's House. We will be taking turkey, sides (including the garden collards) and dessert.

Before...



... after

x

A good time was had by all.



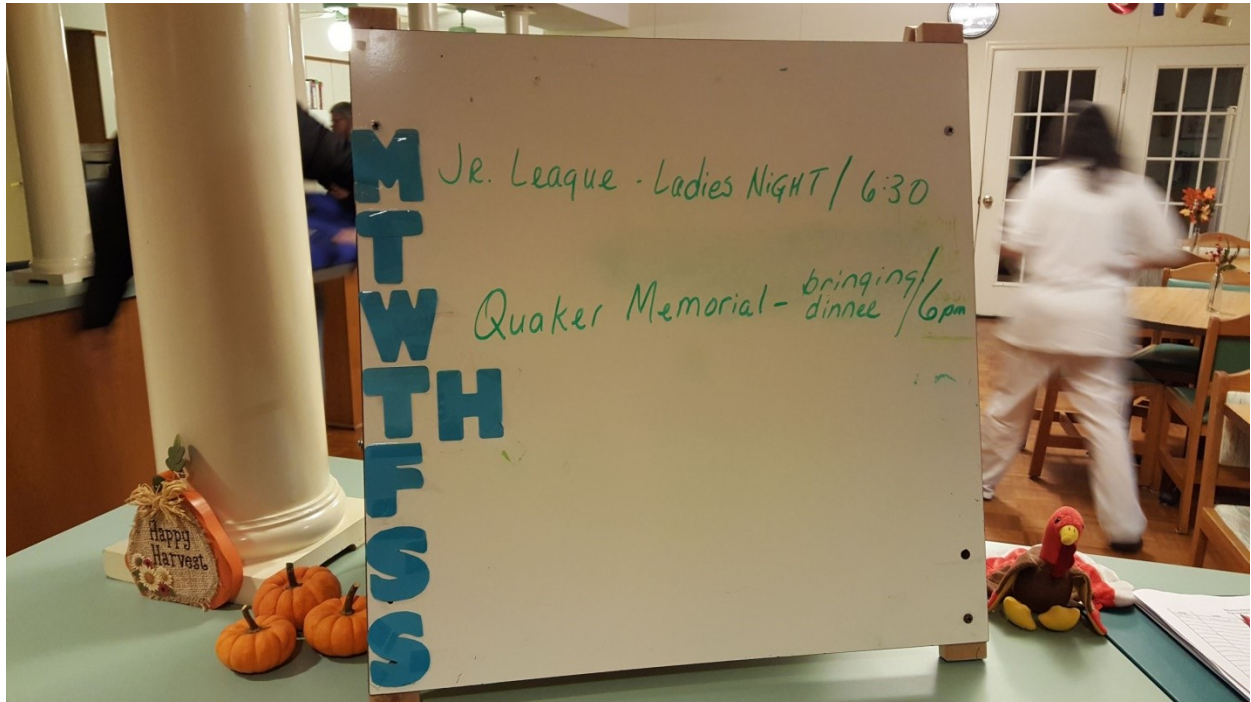


Table is set



On **Sunday**, we will pick after worship at **11:15am**.

We will **not pick on Wednesday**. We will take this week off for Thanksgiving. Be blessed in your celebrations and think of those less fortunate.

Rain gauge read 0.1 inches

Picked collard greens and kale. Totaled 19.64 lbs.



This image is a combination of what was left after the amount for the outreach Giving Back Thanksgiving meal was cooked last week and this week's pickings. This is all going to the Food Bank.

On **Sunday**, we will **not** pick. We will be putting up Christmas trees after worship.

On **Wednesday**, we will meet earlier in the day at **10a** to pick.

November 29th

Rain gauge read 0 inches

We expanded our compost heap with 7 bales of hay from the pumpkin sale. There were crickets living at the bottom. They were warm but now they are cold.

Picked collards. Totaled 6.9lbs



On **Sunday**, we will be having Advent Workshop after worship. **No picking** on that day.

On **Wednesday**, we will **not pick** either. The plants have not developed enough for the next harvest and we will give some more time for that to happen. Pray for rain and continued sunshine.

December 6th

Rain gauge read 0.2 inches

Watered all the plants. Had hoped for more rain than we got.



Changing of the seasons...



Things have slowed down in the garden, therefore we will not have scheduled work days and times. If there will be any work times, we will announce through this blog, text, email or the bulletin.

December 15th

Cabbages were picked. Totaled 17.2 lbs. This is an old pic though.



Live nativity at church later this evening. What does this have to do with the garden? Critters!

Only 3 days old



It rained a little





Merry Christmas everyone!



Last day of the year! God has blessed us and we have had wonderful harvest this year and exceeded our numbers last year by over 600 lbs. As the new year comes along tomorrow, we look forward to productive seasons with more experiments and lessons learned.

It is forecast to be very cold this week so we will not be gardening. There is a chance we may need to put covers on the remaining collards but no schedule for that yet.

Below the pretty picture is a link to a smorgasbord of numbers for the year. Click on the maximize button in the bottom right hand corner of the grey bar below it and scroll around. This may delight a few.

Be blessed

